



LEARN MORE ABOUT + OUR PRODUCTS



www.peli.com



AVAILABLE IN 18 LANGUAGES!

www.pelicatalogue.com



www.peli.com/webinars



EMEA / www.peli.com

EUROPE, MIDDLE EAST & AFRICA HEADQUARTERS
PELI PRODUCTS, S.L.U.
C/ Provença, 388 Planta 7
08025 • Barcelona, Spain
Tel: +34 934 674 999

FRANCE
PELI PRODUCTS FRANCE S.A.S.
20/22 Rue des Petits Hôtels
75010 Paris, France
Tel: +33 (0)1 44 83 95 63

UK
PELI HARDIGG UK
Unit 4, Brookfield Industrial Estate
Leacon Road
Ashford Kent TN23 4TU
Tel: +44 (0) 1233 895 895

GERMANY
PELI PRODUCTS GERMANY GmbH
Neudorfer Strasse 285 C
09474 Cottendorf
Germany
Tel: +49 (0) 211 882 42 401

DENMARK
PELI PRODUCTS DENMARK APS
Midtermolen 1, 2. tv.
2100 Copenhagen, Denmark
Tel: +34 934 674 999

NETHERLANDS
PELI PRODUCTS NETHERLANDS B.V.
Basisweg, 10
1043AP Amsterdam,
The Netherlands
Tel: +34 934 674 999

ITALY
PELI PRODUCTS ITALY S.R.L.
Viale Monte Nero, 84
20135 Milano, Italy
Tel: +34 934 674 999

POLAND
PELI PRODUCTS POLAND SP. Z O.O.
ul. Stary Rynek 38-39
61-772 Poznan, Poland
Tel: +34 934 674 999

UAE
PELICAN PRODUCTS FZE
JAFZA One Building A
office 1511/1512
Jebel Ali Free Zone gate 5
P.O.Box 261008
Dubai – United Arab Emirates
Tel: +971 4 8876550

INDIA
PELICAN PRODUCTS AND
SERVICES INDIA PVT. LTD
Level "4", Augusta Point,
Sector-53,
Gurgaon 122002 Haryana, India
Tel: +91 124 4354148

U.S.A.
U.S.A. & GLOBAL HEADQUARTERS
23215 Early Avenue
Torrance, CA 90505 USA
Tel: 310.326.4700
800.473.5422 (Outside CA)

* We also have offices in Canada, Japan, China, Australia and South Korea

PELI 1 YEAR LIMITED GUARANTEE

Peli Products, S.L.U. ("Peli") warrants to the original purchaser of its rotationally moulded containers that its containers will be free of defects in materials and workmanship for a period of one year from the date of invoice. Such warranty does not cover any associated hardware including closure hardware, retractable handles, wheels, and fasteners, which Peli warrants against defects in materials and workmanship for a period of 90 days from the invoice date. To the extent permitted by law, Peli's liability is limited to the case and not its contents or foam. All warranty claims of any nature are barred if the container has been altered, damaged or in any way physically changed, or subjected to abuse, misuse, negligence or accident.

Refer to www.peli.com/guarantee for full details.

Distributed by:

Follow us on: PELInsights subscribe now!



©2022 Peli Products, S.L.U. All trademarks are registered and/or unregistered trademarks of Peli Products, S.L.U., its parent, subsidiaries and/or affiliates. All details included in this catalogue are correct when printed but for most updated information please visit www.peli.com and www.pelicatalogue.com.
Part No. 0630-ISP-001E OCT. 22



Check out our latest posts on Peli Cases, get to know our Pro Users and take part in our different programs.

This and more on the brand new PELI blog!



BROCHURE

PELI ISP² CASES

OCTOBER 2022



SINCE 1976



STACK WITH AUTHORITY

ISP² CASES WITH INTER-STACKING PATTERN KEEPS LOADS TIGHT

+ IF IT'S GOT TO GET THROUGH, IT'S GOT TO BE IN A PELI™ ISP² CASE

Shifting loose cargo can slow down your operations and threaten the mission with damaged freight. The new ISP² Cases from Peli virtually eliminate load movement with a unique Inter-Stacking Pattern (ISP). The system is compatible across 64 different case sizes, from 0,018 to 0,576 cubic metres of storage.

+ ONLY THE STRONG SURVIVE

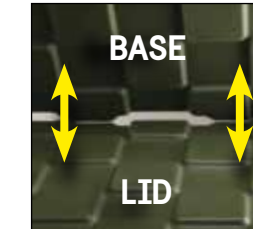


Peli is the largest manufacturer of shipping containers in the world, so we know how to do it right. The ISP² Case material is a proprietary polyethylene formula that achieves the optimum balance of lightweight, panel rigidity and durability. Rotational-moulding provides between 15% to 20% more material in the corners and

edges of the case, resulting in more strength where it is needed. Every detail speaks to our 50 years of experience, from columnar ribs that withstand huge stacking loads to recessed hardware that "hide" from damage. Look even closer and you'll find metal reinforcements on hardware attachment points, positive anti-shear locks that keep the lid and base aligned during impact, and a tongue and groove seal with a silicone sponge O-ring to keep dust and moisture out. Even the Pressure Relief Valve is smart, allowing excess air pressure to escape and preventing vacuum lock from altitude change.

+ BUILDING THE PERFECT LOAD

The system is designed to maximize the volume of standard logistics platforms. Whether loading Euro pallets, NATO pallets, 463L Master pallets or sea containers, the ISP² Case system will make the most efficient use of cargo space. With its Inter-Stacking Pattern, ISP² Cases can be cubed out as a solid block. The 10x10cm squared pattern bottom matches with the cube pattern on the case below, literally falling and locking into place. Cross-stacking builds incredibly tight loads that can save time with strapping or netting. This allows taller loads that won't shift or become loose from turbulent air, high seas or dilapidated road conditions. In a word, the ISP² Case system is bomb-proof transport.



Some ISP² Cases can have forklift provisions as an option.



+ MADE IN EUROPE



The ISP² Cases are manufactured in Europe according to the most restrictive standards and this allows a closer connection with local markets. With our two Advanced Case Centres in Ashford (United Kingdom) and Paris (France), Peli-Hardigg™

offers customisation services allowing many of our customers to be directly involved in the design and testing of first article samples.



FEATURES

- A MOULDED-IN STACKING RIBS**
Secure Non-Slip Stacking on Matched Size Cases
- B COMFORT GRIP HANDLES**
A Peli-Hardigg® Patented Feature, Heavy-Duty, Spring Loaded to Lay Flat
- C PATENTED MOULDED-IN METAL INSERTS**
Catch and Hinge Attachment Points, Designed to Distribute Load to Case Walls
- D RECESSED HARDWARE**
Hardware Protected from Impact
Snag Free Transport (not shown)
- E DOUBLE WALLED RIM FOR TONGUE-IN-GROOVE SEAL**
Remains Sealed After Impact Splash and Rain Resistant Air and Watertight Options
- F POSITIVE ANTI-SHEAR LOCKS**
Prevent Lid Separation Upon Impact
Minimize Hardware Stress
- G REINFORCED CORNERS AND EDGES**
15% to 20% Thicker Corners and Edges for Added Impact Protection
- H CARD HOLDER**
For tracking and identifying case contents

CERTIFICATIONS AND APPROVALS*
STANAG 4340 • Def Stan 81-41 Level J • ATA300

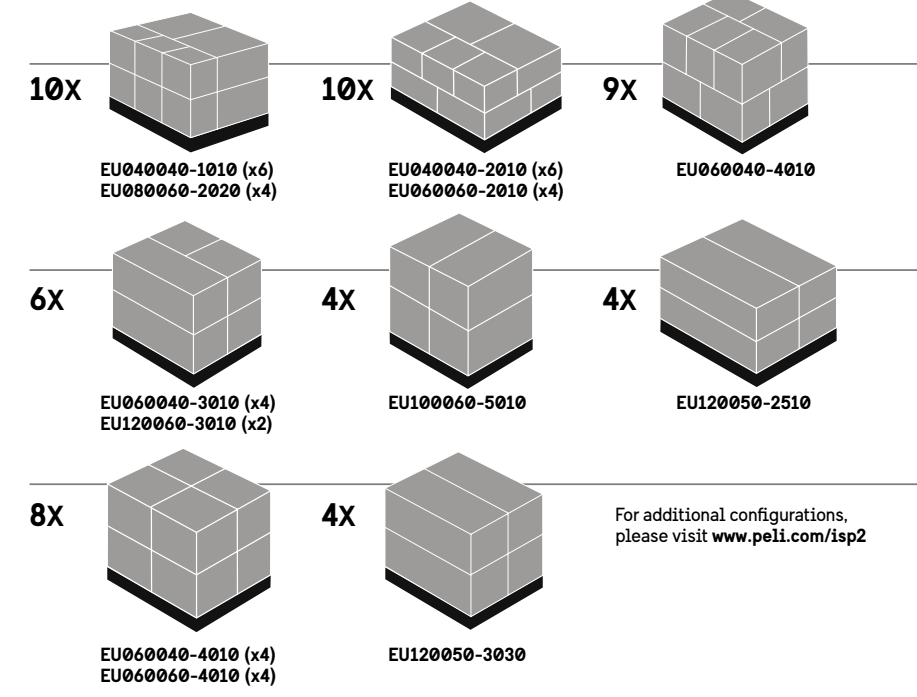
*Note: The ISP² Cases meet part or all of these shipping and packaging standards and specifications depending on the application.



NATO PALLET 1200mm x 1000mm

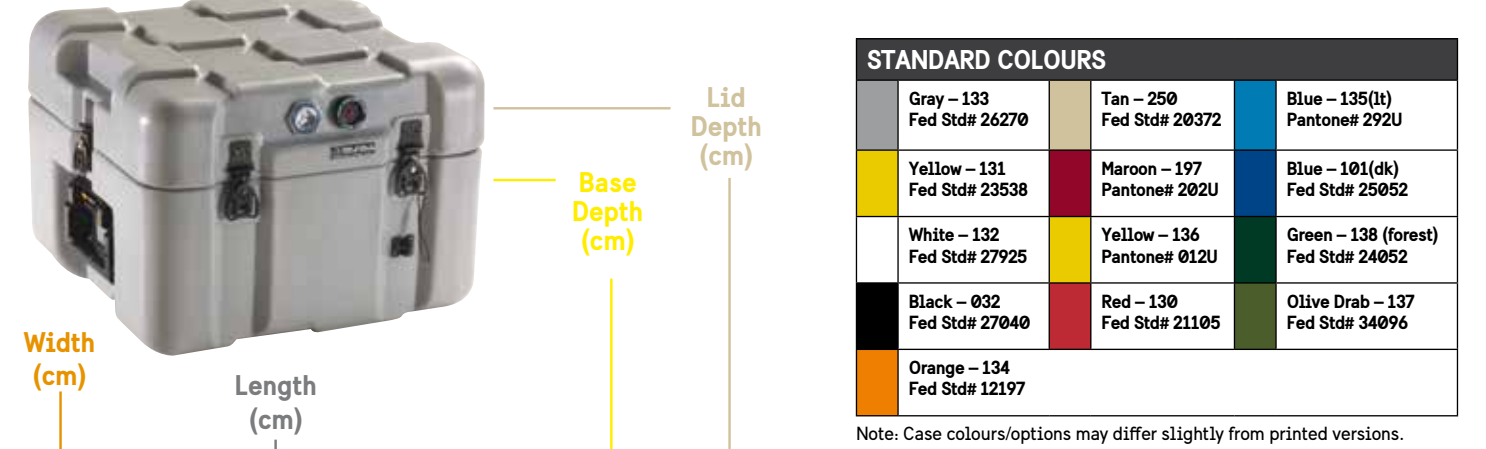
Designed for the NATO Pallet standard size 1200mm x 1000mm, the ISP² Case system can be cross-stacked to form a solid load. The use of columnar ribs in the case walls can support a much taller pallet stack than corrugated boxes. This takes advantage of overhead cargo space that would otherwise be wasted. Handles on all ISP² Cases will enhance the speed of deployment over conventional containers.

US Nato Pallet case configuration examples



ACCESSORIES AND SPECIFICATIONS

- Pressure Relief Valve
- Card Holder
- Document Holder
- Forklift Provision, Skid Runners
- Hinged Lid
- Additional Injection Moulded Plastic Handles (small, large)
- Humidity Indicator
- Lifting Rings/Tie Down Rings (Black Cobalt, Zinc Yellow Chromate, Black Stainless Steel)
- Lockable Cable/Hoop (All catch cases require two) (Black Cobalt, Zinc Yellow Chromate, Black Stainless Steel)
- Standard Labels



STANDARD COLOURS

Gray – 133 Fed Std# 26270	Tan – 250 Fed Std# 20372	Blue – 135(lt) Pantone# 292U
Yellow – 131 Fed Std# 23538	Maroon – 197 Pantone# 202U	Blue – 101(dk) Fed Std# 25052
White – 132 Fed Std# 27925	Yellow – 136 Pantone# 012U	Green – 138 (forest) Fed Std# 24052
Black – 832 Fed Std# 27040	Red – 130 Fed Std# 21105	Olive Drab – 137 Fed Std# 34096
Orange – 134 Fed Std# 12197		

Note: Case colours/options may differ slightly from printed versions.

EU040040-2010

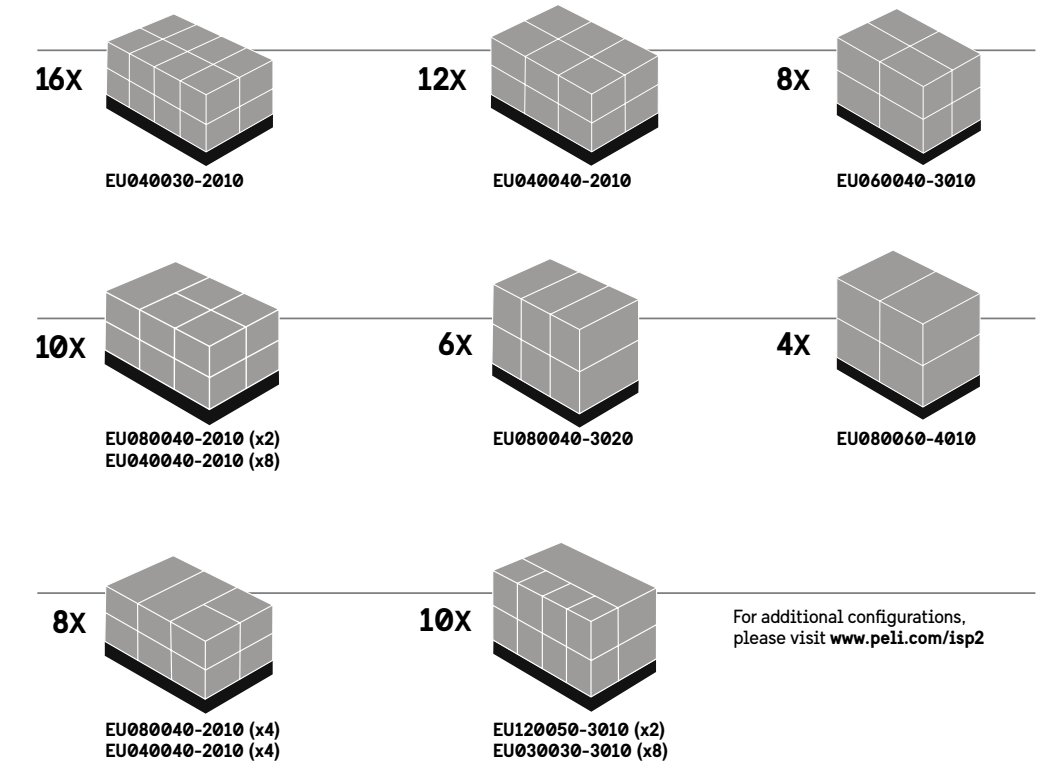
PART NUMBER	LENGTH O.D.* mm	WIDTH O.D.* mm	HEIGHT O.D.* mm	BASE O.D.* mm	LID O.D.* mm	LENGTH I.D.* mm	WIDTH I.D.* mm	HEIGHT I.D.* mm	WEIGHT kg	NSN NUMBERS
SMALL CASES										
EU030030-1010	300	300	200	100	100	215	215	170	2.7	8145-99-449-5539
EU030030-3010	300	300	400	300	100	215	215	370	3.9	8145-99-700-7504
EU035035-1010	350	350	200	100	100	265	265	170	3.5	8145-99-975-5577
EU040030-1010	400	300	200	100	100	315	215	170	3.4	8145-99-666-1257
EU040030-2010	400	300	300	200	100	315	215	270	4.1	8145-99-549-6717
EU040040-1010	400	400	200	100	100	315	315	170	4.3	8145-99-406-2132
EU040040-2010	400	400	300	200	100	315	315	270	5.1	8145-99-149-8859
EU050050-2010	500	500	300	200	100	415	415	270	6.9	8145-99-346-4361
EU050050-3010	500	500	400	300	100	415	415	370	7.9	8145-99-862-0166
EU060040-2010	600	400	300	200	100	515	315	270	6.9	8145-99-968-3933
EU060040-3010	600	400	400	300	100	515	315	370	7.9	8145-99-225-8629
EU060040-4010	600	400	500	400	100	515	315	470	8.9	8145-99-290-6213
EU060060-2010	600	600	300	200	100	515	515	270	9.4	8145-99-896-7071
EU060060-2020	600	600	400	200	200	515	515	370	10.6	8145-99-549-6718
EU060060-3010	600	600	400	300	100	515	515	370	10.6	8145-99-504-1837
EU060060-3020	600	600	500	300	200	515	515	470	11.8	8145-99-225-8630
EU060060-4010	600	600	500	400	100	515	515	470	11.8	8145-99-250-8516
EU060060-4020	600	600	600	400	200	515	515	570	13.0	8145-99-750-4348
EU060060-5010	600	600	600	500	100	515	515	570	13.0	8145-99-562-5865
EU060060-5020	600	600	700	500	200	515	515	670	14.2	8145-99-274-4315

O.D. - Outside Dimensions I.D. - Inside Dimensions Note: Cases which are 600mm width O.D. are available with skid runners as an option. W = Standard with wheels

EURO PALLET 1200mm x 800mm

Designed for Euro Pallet standard 1200mm x 800mm, the ISP² Case system can be cross-stacked to form a solid load. The ISP² Case metric system allows all 64 sizes to be mixed on a Euro Pallet with no wasted space. The use of columnar ribs in the case walls can support a much taller pallet stack than corrugated boxes. This takes advantage of overhead cargo space that would otherwise be wasted. Handles on all ISP² Cases will enhance the speed of deployment over conventional containers.

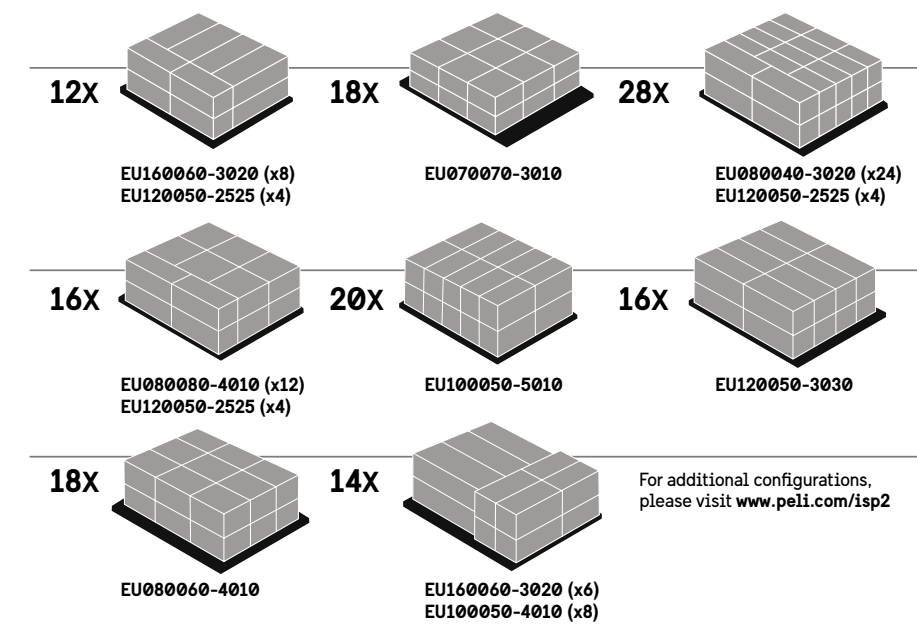
Euro Pallet case configuration examples



463L MASTER PALLET 2640mm x 2130mm

Military logistics have long relied on the 463L pallet to move large loads for multiple operations. However, unorganised and loose loads can threaten operations such as cargo airdrops. The Inter-Stacking Pattern builds a tight, stable load with minimal strapping or netting. Upper level cases, when cross-tied to the layer below, can effectively control shifting of the entire load.

463L Master Pallet case configuration examples



PART NUMBER	LENGTH O.D.* mm	WIDTH O.D.* mm	HEIGHT O.D.* mm	BASE O.D.* mm	LID O.D.* mm	LENGTH I.D.* mm	WIDTH I.D.* mm	HEIGHT I.D.* mm	WEIGHT kg	NSN NUMBERS
MEDIUM CASES										
EU070070-3010	700	700	400	300	100	615	615	370	13.5	8145-99-562-5866
EU070070-3020	700	700	500	300	200	615	615	470	14.8	8145-99-567-4204
EU070070-4010	700	700	500	400	100	615	615	470	14.8	8145-99-219-6488
EU070070-4020	700	700	600	400	200	615	615	570	16.5	8145-99-147-7411
EU070070-5010	700	700	600	500	100	615	615	570	16.5	8145-99-936-3651
EU070070-5020	700	700	700	500	200	615	615	670	18.2	8145-99-811-2288
EU070070-3040	700	700	700	300	400	615	615	670	18.2	8145-99-666-1260
EU070070-4040	700	700	800	400	400	615	615	770	19.1	8145-99-287-4093
EU070070-5040	700	700	900	500	400	615	615	870	19.6	8145-99-608-9343
EU080040-2010	800	400	300	200	100	715	315	270	9.4	8145-99-131-8780
EU080040-2020	800	400	400	200	200	715	315	370	10.6	8145-99-430-0718
EU080040-3010	800	400	400	300	100	715	315	370	10.6	8145-99-163-5835
EU080040-3020	800	400	500	300	200	715	315	470	11.8	8145-99-666-1261
EU080060-2010	800	600	300	200	100	715	515	270	11.9	8145-99-957-9837
EU080060-2020	800	600	400	200	200	715	515	370	13.3	8145-99-895-6275
EU080060-4010	800	600	500	400	100	715	515	470	14.7	8145-99-743-1306
EU080060-4020	800	600	600	400	200	715	515	570	16.4	8145-99-957-9839
EU080060-5010	800	600	600	500	100	715	515	570	16.4	8145-99-748-6727
EU080060-5020	800	600	700	500	200	715	515	670	18.0	8145-99-883-3455
EU080080-3010	800	800	400	300	100	715	715	370	16.9	8145-99-974-0460
EU080080-4010	800	800	500	400	100	715	715	470	21.5	8145-99-395-9539
EU080080-3020	800	800	500	300	200	715	715	470	21.5	8145-99-780-6566
EU080080-4020	800	800	600	400	200	715	715	570	21.1	8145-99-968-3926
EU090045-2010	900	450	300	200	100	815	365	270	13	N/A
EU090050-4010	900	500	500	400	100	815	415	470	14.2	8145-99-512-1565
EU090090-2010	900	900	300	200	100	815	815	240	23	N/A
LARGE CASES										
EU100050-3010	1000	500	400	300	100	915	415	370	14.1	8145-99-988-3019
EU100050-4010	1000	500	500	400	100	915	415	470	16.0	8145-99-551-9835
EU100050-5010	1000	500	600	500	100	915	415	570	17.9	8145-99-344-3946
EU100060-3010	1000	600	400	300	100	915	515	370	16.8	8145-99-814-2370
EU100060-4010	1000	600	500	400	100	915	515	470	18.1	8145-99-151-9898
EU100060-5010	1000	600	600	500	100	915	515	570	19.8	8145-99-887-0388
EU110070-3010	1100	700	400	300	100	1015	615	370	21.3	8145-99-151-9900
EU120050-2510	1200	500	350	250	100	1115	415	320	15.5	8145-99-463-6586
EU120050-3010	1200	500	400	300	100	1115	415	370	16.8	8145-99-501-4751
EU120050-2525	1200	500	500	250	250	1115	415	470	18.1	8145-99-666-1263
EU120050-3025	1200	500	550	300	250	1115	415	520	18.9	8145-99-131-8782
EU120050-2530	1200	500	550	250	300	1115	415	520	18.9	8145-99-212-6624
EU120050-3030	1200	500	600	300	300	1115	415	570	19.8	8145-99-351-4100
EU120060-3010	1200	600	400	300	100	1115	515	370	19.8	8145-99-553-7764
EU120060-3020	1200	600	500	300	200	1115	515	470	19.8	8145-99-666-1264
EU120060-3030	1200	600	600	300	300	1115	515	570	22.0	8145-99-995-1087
EU120060-5010W	1200	600	600	500	100	1115	515	570	22.0	8145-99-993-1940
EU120060-5020W	1200	600	700	500	200	1115	515	670	24.5	8145-99-463-6587
EU120060-5030W	1200	600	800	500	300	1115	515	770	27.0	8145-99-131-8783
EU120090-2010	1200	900	300	200	100	1115	815	240	29.5	N/A
EU160060-3020	1600	600	500	300	200	1515	515	470	29.0	8145-99-818-6986