


ACCESSORIES

PRODUCT	DESCRIPTION	PARTNUMBER	WEIGHT	SINGLE BOX SIZE	EAN CODE
	Tripod for single lamp mount	410.9003	2.6 kg	L: 77 cm, W: 16 cm, H: 16 cm	5704049908116
	Magnet for worklight	410.9002	118 g	L: 4.5 cm, W: 4.5 cm, H: 4.5 cm	5704049908109

DIMENSIONS



Distributor's Stamp:

Distributed worldwide by:

Steiner A/S
Dyssen 3
DK-8200 Aarhus N, Denmark

Phone: +45 87 525 212
www.suprabeam.com
info@suprabeam.com

suprabeam®

W4r



4400 LUMENS



Li-ion
57.7 Wh



1355 g



110°



IP65

410.1202

KEY FEATURES / UNIQUE SELLING POINTS (USP)




WATER RESISTANT AND DUSTPROOF - IP65

Tested according to IP65 ensures water resistant and dustproof protection. Designed for trouble-free usage in the field even in wet, dirty or dusty conditions.



MAGNETIC (OPTIONAL ACCESSORY)

With our magnet for W2r and W4r (410.9003) the W4r can be fixed on any magnetic surface to use it as a fixed work light with the perfect angle.



180° ADJUSTABLE LIGHT

The 180° flexible handle on the W4r ensures a very flexible and versatile worklight for multiple situations.



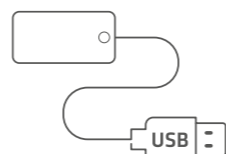
CONTINUOUS USE WITH CABLE

The W4r can be used with the charging cable plugged in. This means the W4r can be used for a whole workday without charging.



HIGH CRI +80

The W4r has High CRI (+80) to bring out the true colors. With the High CRI the W4r provides the most natural colors to make the workday a lot easier.



POWER BANK FUNCTION

The W4r can be used as a power bank. The W4r has a USB 5V/2A Output on the back for charging a mobile phone.

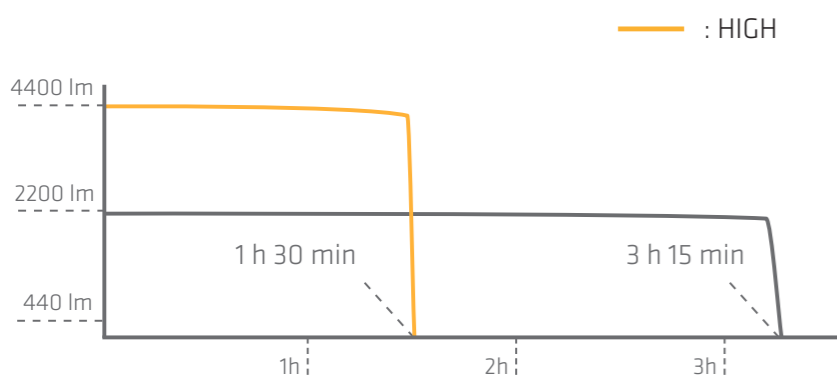
PACKAGING



PACKAGING

Customs Tariff Number:	9405 4099
Packaging:	Carton Box
Single Box Content / Size / Weight:	1 pcs, Height/Width/Depth, 26/28/8.8 cm / 1740 g
Master Box Content / Size / Weight:	4 pcs, 38 x 30.5 x 27.5 cm / 7.6 kg
Part. No.:	410.1202
EAN-CODE:	5704049908079

LIGHT CURVE AND RUNTIMES



HIGH

4400 LUMENS	1 h 30 min
-------------	------------

MEDIUM

2200 LUMENS	3 h 15 min
-------------	------------

LOW

1100 LUMENS	6 h 30 min
-------------	------------

SPECIFICATIONS

LED / Focus Configuration:	Super Bright COB LED, 6500K
Case Material / Surface Treatment:	Aluminium, 2K Plastic Soft/Hard
Case Color:	Black / Light Grey
Switch:	HIGH, MEDIUM, LOW
Dimensions:	H: 236.6mm, W: 266mm, D: 59mm
Weight incl. Battery:	1355g
Ingress Protection/Impact Protection Rating:	Water Resistant and Dustproof IP65 / IK07
Temperature (Operation):	-10°C to +40°C

ELECTRONICS

Built in Controller:	Yes, 3-step Controller by Press
Standard Power Source:	Li-ion 11.1V, 5200 mAh, 57.72 Wh
Charging Time:	3 hours 45 min
Beam Type / Distance:	180° Adjustable Handle / 80 m
Luminous Flux:	High: 4400lm, Medium: 2200lm, Low: 1100lm
Lighting Time:	High: 1h 30 min, Medium: 3h 15 min, Low: 6h 30 min
Accessories Included:	110V -240V AC/DC Charger / 15V 1.5A
Charging Temperature:	-0°C to +45°C

WHAT'S IN THE BOX

WORKLIGHT



ADAPTER

