


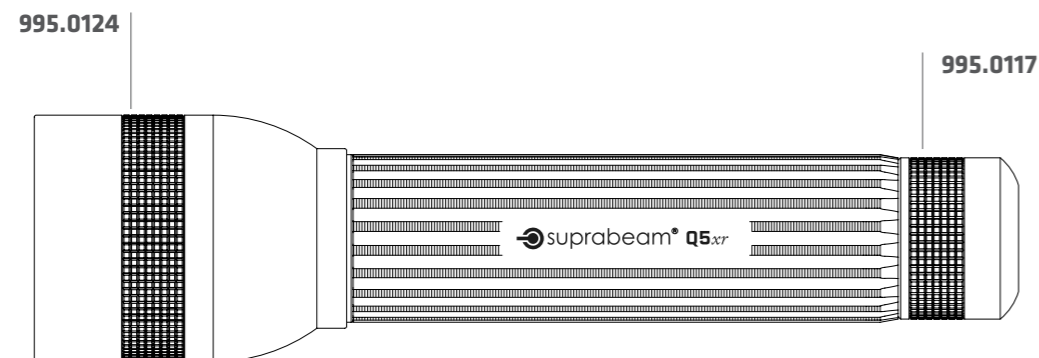


ACCESSORIES

PRODUCT	DESCRIPTION	PARTNUMBER	WEIGHT	SINGLE BOX SIZE	EAN CODE
	Battery: Li-Ion cell 18650 (3'300 mAh - Q5xr)	950.016	52 g	L: 17.0 cm, W: 11.0 cm, H: 4.5 cm	5704049905931
	Wall charging station (for Q5xr / Q5xr defend)	995.0116	48 g	L: 5.0 cm, W: 7.0 cm, H: 6.0 cm	5704049907195
	Color filter Set B/R/Y/G with adapter (for Q5xr)	950.015	36 g	L: 7 cm, W: 6.5 cm, H: 3.5 cm	5704049901247
	Traffic Cone Orange	950.081	50 g	L: 18.0 cm, W: 4.5 cm, H: 4.5 cm	5704049907256
	Traffic Cone Yellow	950.087	50 g	L: 18.0 cm, W: 4.5 cm, H: 4.5 cm	5704049907485

SPAREPARTS

PRODUCT	DESCRIPTION	PARTNUMBER	EAN CODE
	Nylon pouch for SUPRABEAM Q5xr	995.0115	5704049907188
	Switch complete for SUPRABEAM Q5xr	995.0117	5704049907263
	Replacement Lense for Q5xr, complete	995.0124	5704049907362



Distributor's Stamp:

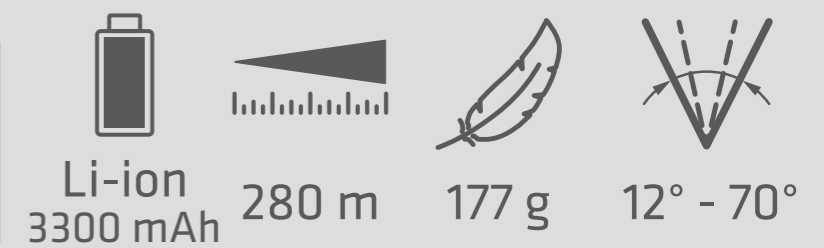
Suprabeam is manufactured by the Steiner Group and distributed worldwide by:

Steiner A/S
Dyssen 3
DK-8200 Aarhus N, Denmark

Phone: +45 87 525 212
www.suprabeam.com
info@suprabeam.com



1000 LUMENS



505.6005

KEY FEATURES / UNIQUE SELLING POINTS (USP)



SMART INTERNAL CHARGING

The USB connected charger for the Q5xr is designed to be mounted hanging on a wall or installed in a vehicle, making it effortless to hang in your Q5xr for charging.



DIMMING + MEMORY

The new electronic task switch combined with our new dimming control, offer simple and stepless power adjustment from 1000 down to 1 lumen. It memorizes the last used light output and upon one single click it activates maximum power again.



HIGH CAPACITY BATTERY

The battery inside the Q5xr is a high capacity 18650 Li-ion cell with 3300 mAh of capacity. The large battery capacity is essential as the battery is charged inside the torch, and therefore it is able to power the light for a long time before it needs recharging.




FOCUS LOCK

When the torch is slid to Focus, simply turn the head a couple of degrees to the left to enable the lock-function. This will engage a brake-function which will prevent unwanted sliding from focus to flood beam.



SLIDING HYPERFOCUS™

The sliding Hyperfocus™ optical system collects the LED radiance and distributes it with maximum efficiency from a perfect round floodlight beam to a highly intensive, long range spot beam. All just by one-hand sliding of the head.



DC CONVERTER TECHNOLOGY

The Q5xr is equipped with a PCB board packed with a composition of quality electronic components. The electronic setup makes the LED chips run more efficiently, reducing the heat development and decreasing the energy consumption.

PACKAGING



PACKAGING



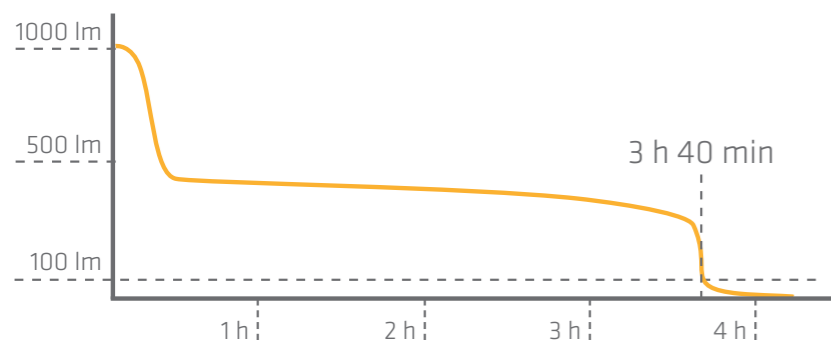
REUSABLE LABEL



PRESENTATION

Customs Tariff Number:	8513 1000
Packaging:	Presentation tube
Single Box Content / Size / Weight:	1 pcs, height/diameter, 18 x 9.7 cm / 367 g
Master Box Content / Size / Weight:	32 pcs, 35 x 35 x 40 cm / 10.3 kg
Part. No.:	505.6005
EAN-CODE:	5704049906662

LIGHT CURVE AND RUNTIMES



MAX	1000 LUMENS 100	3 h 40 min
DIMMING	1000 LUMENS 1	3 ⁴⁰ -950 h

SPECIFICATIONS

LED / Focus Configuration:	1 CREE Power Chip / Sliding Hyperfocus™
Case Material / Surface Treatment:	Prime Aluminium quality 6061, anodized
Case Color:	Anthracite Dark Grey
Switch at Rear:	Electronic Switch with Solid Silicone Button
Dimensions:	L: 157 mm, ø: 39 mm
Weight incl. Battery:	177 g
Ingress Protection Rating:	Splash Waterproof IPx4
Temperature (Operation):	-20°C to +35°C

WHAT'S IN THE BOX



DIMENSIONS



ELECTRONICS

Built in Controller:	Yes, dimmable
Standard Power Source:	Li-ion 18650 (3300 mAh)
Charging Time:	80% = 2 h, 100% = 3 h 40 min
Beam / Distance:	Variable from Spot to Floodlight / 280 Meters
Luminous Flux:	Max: 1000 lm / Dim: 1000-1 lm
Lighting Time:	Max: 3 h 40 min / Low Dim: 950 h
Accessories Included:	Pouch with Nylon Fastener and Press Stud, Strap, USB-Cable, Wall Charger
Charging Temperature:	-0°C to +45°C