









ACCESSORIES

PRODUCT	DESCRIPTION	PARTNUMBER	WEIGHT	SINGLE BOX SIZE	EAN CODE
	Color filter Set B/R/Y/G with adapter (for Q3/V3)	950.014	24 g	L: 17.0 cm, W: 11.0 cm, H: 4.5 cm	5704049901230
	Helmet: Adapter mount for torch - Universal	950.070	44 g	L: 17.0 cm, W: 11.0 cm, H: 5 cm	5704049905092
	Helmet adapter: Fast rail military helmet (Q3/Q7 series)	950.072	32 g	L: 17.0 cm, W: 11.0 cm, H: 5 cm	5704049905115
	Bike holder Q3/Q4/Q7 series	950.012	48 g	L: 17.0 cm, W: 11.0 cm, H: 5.5 cm	5704049904491
	Camping bulb Q3/V3 series	950.028	28 g	L: 7.0 cm, W: 6.5 cm, H: 3.5 cm	5704049901346

SPAREPARTS

PRODUCT	DESCRIPTION	PARTNUMBER	EAN CODE
	Nylon pouch for SUPRABEAM Q3classic	995.0005	5704049900585
	Switch complete for SUPRABEAM Q3classic	995.0009	5704049900288



Distributor's Stamp:

Suprabeam is manufactured by the Steiner Group and distributed worldwide by:

Steiner A/S
Dyssen 3
DK-8200 Aarhus N, Denmark

Phone: +45 87 525 212
www.suprabeam.com
info@suprabeam.com



330 LUMENS



3 x AAA



210 m



96 g



10°

503.1511

KEY FEATURES / UNIQUE SELLING POINTS (USP)



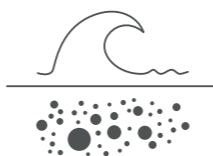
FIXED SPOT FOCUS

With the fixed beam in the Q3classic you get a powerful spot beam, that will light up objects far away. The long range spot beam is suited for search and rescue and for lighting up the deepest cavities.



PROFESSIONAL POUCH

Keep your Q3classic within grasp at all times with the included belt pouch. With the sturdy and reliable nylon fastener, there is no need to worry about your Q3classic falling out.



FIXED SPOT FOCUS

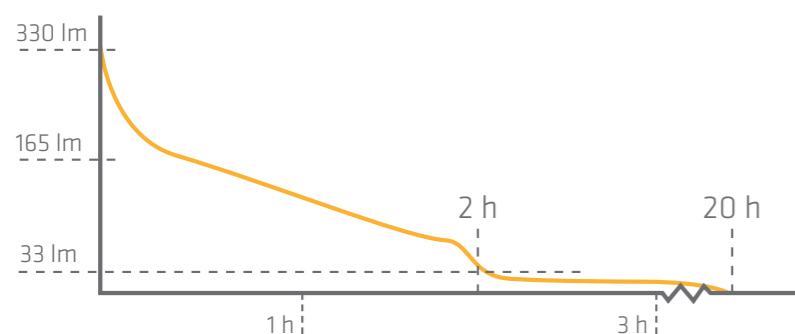
Tested according to IP68 ensures water proof (2m) and dustproof protection. Designed for trouble-free usage in the field even in wet, dirty or dusty conditions.



ERGONOMIC TASK SWITCH

The tactile ergonomic task switch is easy to operate and gives you a tactile feedback. The electronic task switch with solid silicone cover is specially designed to have a long lifetime.

LIGHT CURVE AND RUNTIMES



100 % to 10 %



To 1 Lumen



WHAT'S IN THE BOX

TORCH



BATTERY



STRAP



POUCH



MANUAL



DIMENSIONS



www.suprabeam.com

PACKAGING



PACKAGING

Customs Tariff Number:	8513 1000
Packaging:	Recyclable Cardboard Packaging
Single Box Content / Size / Weight:	1 pcs, height/width/depth: 17.5 x 12 x 3 cm / 214 g
Master Box Content / Size / Weight:	18 pcs, height/width/depth: 20.2 x 19.5 x 37.5 cm / 4.1 kg
Part. No.:	503.1511
EAN-CODE:	5704049908260

SPECIFICATIONS

LED / Focus Configuration:	1 CREE Power Chip / Fixed 10° Spot
Case Material / Surface Treatment:	Prime Aluminium quality 6061, anodized
Case Color:	Anthracite Dark Grey
Switch at Rear:	Quality Tested Metal Switch With Touch Function
Dimensions:	L: 115.3 mm, ø: 26.5 mm
Weight incl. Battery:	96 g
Ingress Protection Rating:	Waterproof (2m) and Dust proof IP68
Temperature (Operation):	-20°C to +50°C

ELECTRONICS

Built in Controller:	Yes
Standard Power Source:	3 x AAA Alkaline
Compatible with rechargeable cells:	Yes, with AA NiMh 1.2V
Beam / Distance:	10° Spot / 210 Meters
Luminous Flux:	330 lm
Lighting Time:	20 h
Accessories Included:	Pouch with Nylon Fastener and Press Stud, Strap